


世联地产顾问丛书

# 楼宇经济

都市商务的先锋运动



“ ”



2011 6 1

170\_w242\_v 10.5

021- 31356109

0755- 22162507

010- 85678108

028- 85552670

0531- 82593617

Zifeng Advertising Co., Ltd.



2010

|     |      |     |       |
|-----|------|-----|-------|
| 139 |      | 630 | GDP   |
| 39  | 10   | 7   | 50 50 |
| “ ” | 60%  | “ ” |       |
|     | 100” | “ ” |       |

IT

CBD

2011 6



|    |                 |
|----|-----------------|
| 18 | <b>\$ž&amp;</b> |
| 19 |                 |
| 20 |                 |
| 20 |                 |
| 21 |                 |
| 23 |                 |
| 24 |                 |
| 26 |                 |
| 27 |                 |
| 29 |                 |
| 29 |                 |
| 32 |                 |
| 33 |                 |
| 35 |                 |
| 39 |                 |
| 42 |                 |
| 44 |                 |
| 45 |                 |
| 48 |                 |
| 50 |                 |
| 51 |                 |

|     |            |   |   |
|-----|------------|---|---|
| 53  | 3.4.3      |   |   |
| 55  | 3.4.4      |   |   |
| 57  | • %ž       |   |   |
| 60  | • %ž(      |   |   |
| 61  | 3.6.1      |   |   |
| 62  | 3.6.2      |   |   |
| 66  | 3.6.3 "    | " |   |
| 68  | • %ž)      |   |   |
| 68  | 3.7.1 "    | " |   |
| 72  | 3.7.2      |   |   |
| 74  | 3.7.3      | " | " |
| 79  | •          |   |   |
| 80  | • &ž#      |   |   |
| 80  | 4.1.1      |   |   |
| 85  | 4.1.2      |   |   |
| 98  | 4.1.3      |   |   |
| 100 | • &ž\$     |   |   |
| 101 | 4.2.1      |   |   |
| 110 | 4.2.2      |   |   |
| 117 | 4.2.3      |   |   |
| 119 | • &ž% / fi |   |   |
| 120 | 4.3.1      |   |   |
| 130 | 4.3.2      |   |   |
| 139 | 4.3.3      |   |   |

|     |   |       |       |    |    |
|-----|---|-------|-------|----|----|
| 143 | • |       |       |    |    |
| 144 | • | ' ž#  |       |    |    |
| 145 | • | ' ž\$ |       |    |    |
| 147 |   |       | 5.2.1 |    |    |
| 148 |   |       | 5.2.2 |    |    |
| 149 | • | ' ž%  |       |    |    |
| 149 |   |       | 5.3.1 | or | -- |
| 151 |   |       | 5.3.2 | or | -- |
| 151 |   |       | 5.3.3 | or | -- |
| 152 | • | ' ž&  |       |    |    |
| 154 | • | ' ž'  |       |    |    |
| 158 | • |       |       |    |    |
| 161 | • |       |       |    |    |





I

##

###

2002 1

“ ” 2003 2

2004 6 2005 11 3

5.6 4.3 3.5 7.62

50 52.6

2007 10

“ ”

2005

4.3 2007 7

27.6%

1- 1 2007

|  | \$" " )     | \$" " ) |       |
|--|-------------|---------|-------|
|  | 56 000      | 124 747 | 49.4% |
|  | —           | 72 677  | —     |
|  | 43 000      | 70 743  | 27.6% |
|  | 35 000      | 59 154  | 29.8% |
|  | 21 000 2006 | 29 581  | 38.1% |

“ ”

##\$

“ ” “ ” “ ”

IT

| | |

#%2%



1-2

#Z\$

2%

4%

94%

“ ”

CBD



CBD

CBD

CBD

CBD

CBD

CBD

CBD

#2% (' ' #\*% ) " " "

21

655

"

"

183

"

"

CBD

2010

600

2009

320

5

150

2006

200

200

200

2009

486

335



#&

#&#

GDP

CBD

CBD

CBD

CBD

CBD

CBD

---



110

200

CBD

~~#&Z\$~~

CBD

CBD

CBD

CBD

4

200 2 000

1





|



\$Z\$

90

( )

T

.

|

|

|

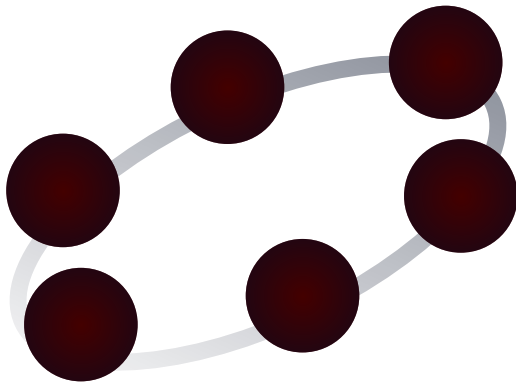
4



|

|

|



2-2

##

“ ” “ ”

CBD

20 70

RER

1 14 2



\$žž&

“ ”

# CHAPTER 3





| | |

%#

1624

TZWBda`j

Bdaaj`k`

MS`ZSffS`

QgVWe

SfSfW

IeS`V



1 800

4 300

57.91



|

|

|

7% 150

1.54

1

“ 911 ”




3 1 “ ”

20 80

(TL W ScgSdW)

%#Z%

546



|

|

|



| | |

%\$




%z\$#

#z

2 900

1 500

20 50





|                |                       |                            |           |
|----------------|-----------------------|----------------------------|-----------|
|                |                       | 350                        | 1600      |
|                |                       | 15                         |           |
|                |                       |                            | 20        |
| 14             |                       | 50                         | 15        |
|                |                       |                            |           |
|                |                       | E^X MaI[^ E <sub>aaa</sub> | C[f[IS` ] |
| W <u>a</u> d_e | Sa`k IBM XW <u>ij</u> | Bd[f[eZA[d Sk              |           |

|

|

|

\$ž


RER

1 14

2

35

i 2



) 250

1973

“ ”


1974 1978

%%

32

12

20



1 100

2 200

1 580

2004

3 650

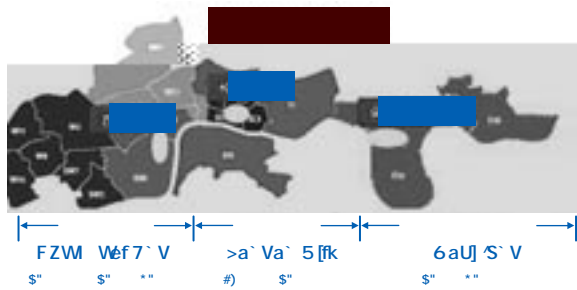
17%

17

20

“ ”  
20 80

1 400



3 5

Zfbb./Zi || [bW]Sact/YZ/%E4%BC%A6%E0%99%A6

0/2/0#

17

(IFC)

C[fk aXL a` Va`

“ ” ScgSdWQ\W

3

100

50

90

500

470

1 000

13

60

2006 3

2001

2005

1992

16%

20%

27%

31%

500

1/3

800

170

“

”



| | |

0/2/25

(Ca\_g [fW])  
CBD

%/2%

(DaJ 'S' V)

22

20 60

) ( )

CBD

1980

“

(DaJ 'S' V PdW)

(E' fMdeW)

Za` W

2 ú

)

|


|

|





%&



3%

4%

|           |          |        |   |   |   |
|-----------|----------|--------|---|---|---|
|           | 23       | 26     | 5 | 8 |   |
| 2009 10 1 | 1 299    | 2 188  |   |   |   |
|           | 2009 GDP | 18 771 |   |   | 6 |



| | |

621 2005 845  
58% 47% 84% 50  
90%

##

2 900 8 4 000  
20 20  
80

IFC

60 1 700 11.33  
7.14 2006 123  
20%



3-9

2

%&Z\$

20 50

1958

| | |

3-10

---

Zlib/1 W]gTS[Vg\_tä\_ h]W/1W59125Z/380W62946V50.Zf\_ ^



| | |

3-2

| [Redacted Header] |  |  |  |  |  |
|-------------------|--|--|--|--|--|
|                   |  |  |  |  |  |
|                   |  |  |  |  |  |

|     |      |       |      |
|-----|------|-------|------|
|     |      | 2006  |      |
| 800 | 3.8  | 7 000 | 2006 |
| 4   | 2020 | 4.2   | 7    |

97&7&

(TWad Tai `)

MM21

|     |      |         |         |
|-----|------|---------|---------|
|     |      | 3- 10   |         |
| 100 | 1980 | 522     |         |
|     | 15   | 100     |         |
|     | BMW  | IBM NTT | MM21    |
|     |      | 186     | 300 400 |

19

(TW

MM21

“

”

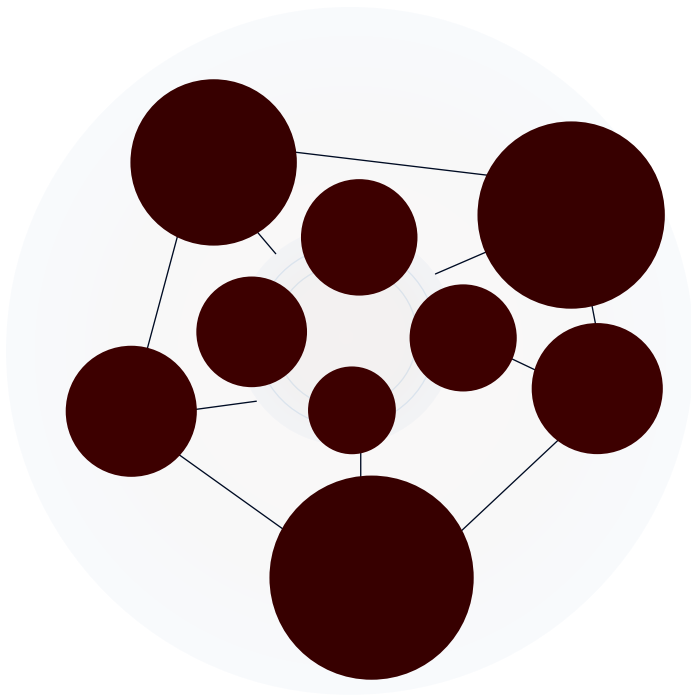
( )

1982 1987

380

1988 1992

696



3 12

½





3-3

3 3

|  |  |
|--|--|
|  |  |
|  |  |
|  |  |
|  |  |

%~~α~~ #

“ ”

20

.....

“ ”

| | |

3-4

3-13

%(Z\$

|

|

|



|

|

|

%ž

( ) ( ) ( )

&ž

|

|

|

%(Z%

“

”

“

”

“

”

“

”

“

”

“

”

“

”

“

”

“

”

1





“ ”

20 30

80

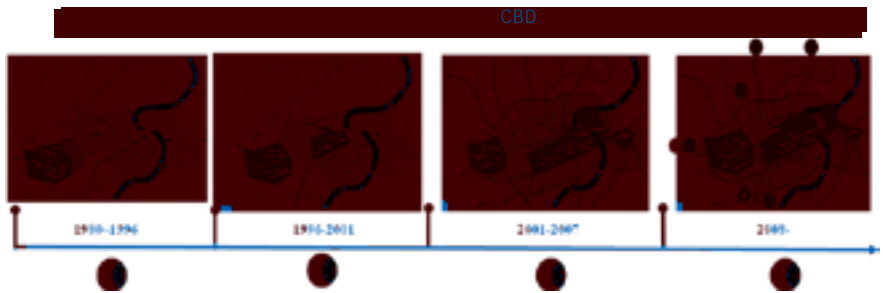
90

“ ”

2001

WTO

3 14



3 14

1980 1996

1980



1995

1996 2001

“ ” “

”

“ ”

CBD

CBD

CBD

CBD

CBD 5

2001 2007

CBD

CBD

2000

| | |

“ ”

2008

CBD

CBD

CBD

| | |

%)ž\$

2009

4 972

2 200



| | |

%) Z%

2001

“ ”

”



3-16

“ ”

“ ”

“ ”

3-8

2012

13

510

310

439

|


|

|

2

2

2



3-17

# CHAPTER 4



|



&#x21;

&#x21;

2.6

80%

3 600

42%

2 600

70%

60%

23.7%

(43%)

100 130

60%





4 1

#ž

2010

“ ”

720

42

183

1980

179 2004

“ ”


2006


2006

|

|

|





9

90

FSA

FSA

2000

FSA

|

|

|

4

40

33

10

&#x21

0

| | |

1990

1990

4

“ ” “

” “ ”

1991

1992

1995


#ž



|

|

|



4 2

46

38

135

106

14.85

1

4

| | |

“

”

\$ž

50

177

59.5

30

40

55

18.8

26

2

2008 7 25

“

”

300

#

%" "

#++\* \$" "#

17.6

15

“ ”

1913

”

“

1998

1999 3

2001

3

57

“

”

65

50

28

15

|

|

|

2002

2004

1

1 660

“ ” 2006

12 23

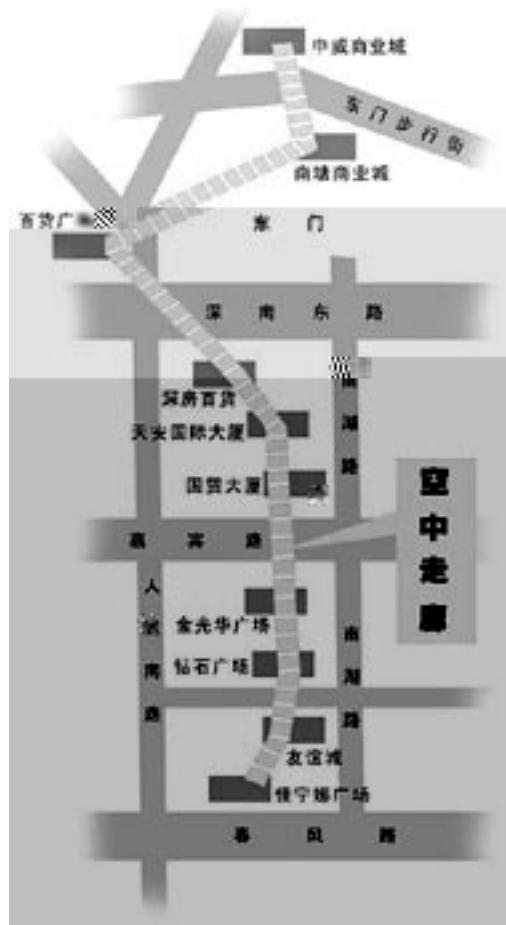
“ ”

2007


30 40

3

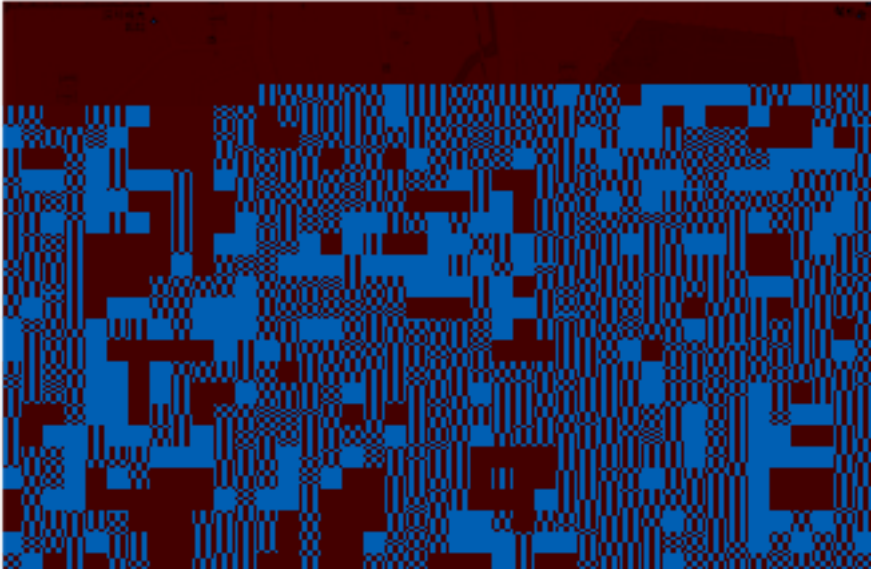
50%



4 3



|       |   |       |       |       |
|-------|---|-------|-------|-------|
| 10    |   | 4     |       | 10    |
|       |   | 28    |       |       |
| ..... |   |       |       |       |
| "     | " | "     | "     |       |
| 1 660 | 6 |       |       |       |
|       |   |       |       | 1 660 |
| 6     |   |       |       |       |
| "     |   |       | "     |       |
| 936   |   | 6 864 |       |       |
|       |   |       |       |       |
|       |   |       | 1 395 | 160   |
| 7 110 |   |       |       |       |
|       |   | 24    | "     | "     |



4-4

%z

1

|

|

|

#

\$

%

&

“ ”

,

2002 10

7.7

55

40

“ ”

2005

(

“

”

| | |

2%

“ ”

#

“ ”

1666

4

87

44

13 000

20

60

\$



| | |

&Z\$

&Z\$#

1958

9 9

EPAD(PgT^U

EefST^eZ\_ Wf XcdTZVDVWab\_ Wf aXLS DVWVeWRW[a`

)

750

250

30

43

1 600

5

200





1958 9

EPAD

(FWWf[a` aX

E` Y[ W[ YI` VgefdW)

(NSf[a` S^CWWLaXI` VgefdS^

S` VTWZ` a`aYk CNIT)

Eea

SWWfda`

SaUWW` VgefdWWWCa` efgU[a` eE`VfdcgW` WMS` [cgW

SICEM

EPAD

1960 EPAD

1964

LWCadTge[W 1931

/

÷

ö

Ê

i

d

P

e



1975 1977 EPAD

&  
1978 10 16

• RSk\_a`VBSdW

EPAD

EPAD 35

---

80

1983

IBM

ELF

TWZ [b SSd] AdZgd A`WwW FdS\_Sfa\_W

IBM DATA CENAS

NCR 80

I

D

1992

“ ”

1992 4 1

80

90



4 7

| | |

(  
2001

EPAD

1995

1995 EPAD  
”

“

“

”

“

” EPAD

SW fda`

Egdb/SIS

Eccc

\$ž

D RÔ

| | |

10

5

35

80

1970

80

10

| | |

26

36

&žž\$

1990

1.7

1993

435

#ž

#

#+\* & #++&

1984

1986

1990 4 18

9

1997

1991

1992 11

5

3

1993 8

174

435

25

\$

###& ###(

1993

| | |

1996

88

19

% #++) \$" " "  
1997

1997 10

2005



| | |

95 22.79 87  
 34 14  
 2 387 1 835 579 821

' \$" "%  
 2003

.....

10 2010  
 30 253.18

4 1

|       |        |        |        |
|-------|--------|--------|--------|
| 360.1 | 253.28 | 70.34% | 106.82 |
| 84.1  | 69.6   | 82.76% | 14.5   |
| 42    | 35.9   | 85.48% | 6.1    |
| 486.2 | 358.78 | 73.79% | 151.4  |

2009

2009

4 1

74%

2012

1993

435

486





&Z\$%

1.

50

“ ”

|


|

|

3







4 9

#            #+(# #+(\*  
1961            1968

145

60

150

| | |



\$ #+( \* #++"  
1968Q 6 JTC C U





4-10

IMM

Bg[V`Y (Jgd`YE`fMS[ \_ Wf CWfdW1993 2008 )

1990 IMM 5 3.5

250

G[S`fHkbW[ Sd W BWf DW] [, Pabg`Sd Kab[f[S\_ , BgdW

K[`Y, MLDa`S`Ve, Mae BgdW[S` VDS[ea (Jgd`YE`fMS[ \_ Wf

CWfdW 1993 2008 10 1.4

2009 4 2012 4

JlgTW 20.4

1.9 IMM

|           |      |    |   |               |
|-----------|------|----|---|---------------|
|           | 12   |    |   | JTC           |
| Cadabf[a` |      |    |   | Jgd`YSg_ _ [f |
|           | 2000 | 32 | 4 |               |

| | |

1992

37

18

IBP

IBP

20

200

IBP

21

“

”

2000

JTC

One North

JTC

Not

e

1/2



4 13

1

60

2



|

|

|



“

” “ ”

#Z

“

”

|

|

|



| | |

“ ”

100 260

200

\$

\$" "\$

2002

60

15

81.01

4 3

4 4



F5>

|           |       |
|-----------|-------|
| +' ("     | ' ǻ * |
| ## &" "   | %ǻ(   |
|           | * ǻ   |
| ( %* #ǻ&  | )ǻ *  |
| #" " " "  | ( ǻ   |
| \$# \$" " | )ǻ %  |
| #+' ( +ǻ+ | )ǻ%+  |
| #" #' %   | ( ǻ\$ |
| * (%\$    | * ǻ%  |
| # #&) ǻ\$ | * ǻ%& |
| ## ++\$ǻ% | ( ǻ + |
|           | \$ǻ\$ |
|           | \$ǻ   |



4 15

\$ž

10



| | |

3 000

2001

2006

“

”

2

ÿ

6

3

“ ” “

”

“ ”

“ ”

82/2%

60

90



4 16

500

“ ”  
“ ”  
” “ ”  
“ ”  
“ ”

TCL

# CHAPTER 5





|

' Z\$

---

.

13

Kiplinger “ ” “ ” “ 10  
10 ”

| | |

“

”

.

65

72

2050

70%

2009

46.6%

70%

700

“

”

2008

“

”

' \$#

“ ”

2010

86%

“ ”

“ ”

5 000

10

5 000

| | |

' \$\$\$

“ ”

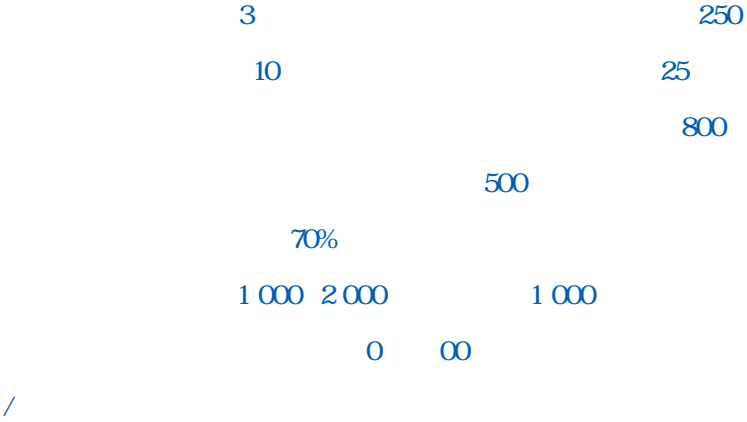
2008

IT

2007

' 2%

| | |



' 2/2\$

ad

' 2/2%

ad

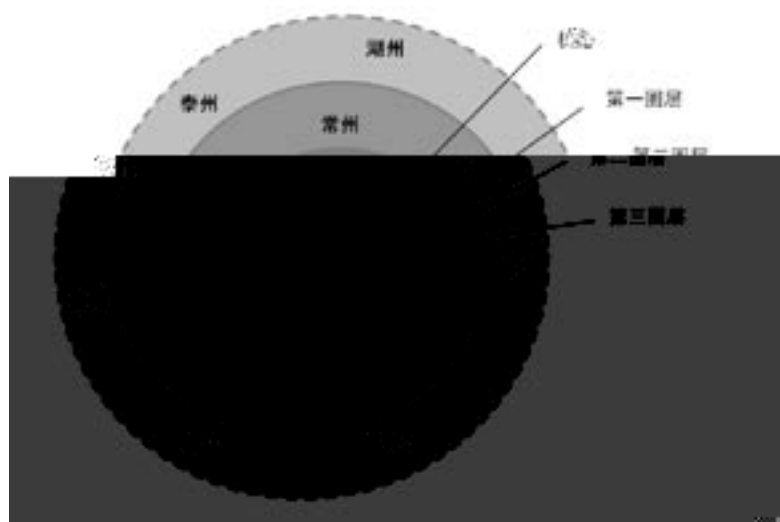
1.

2

| | |

3

' ž&




5 1

|

|

|



5-2

CBD

“ ”

“ ”

“ ”

“ ”

“ ”

| | |

4

1.

2

3

4

CBD

37

“

”

CBD

“ ”

CBD

CBD



| | |

“ ” “

”

CBD

“ ” “ ”

R







[1] . [J]. 2006(5)

[2] .CBD . 2006

[3] . 2009

[4] [J].  
2009(8)

[5] [J]. 2004(8)

[6] [J]. 2006

[7] .CBD . 1992

[8] . 200

Ī 4 . a [ .

[š 200 )

~ \ / O [ .

